

Again

words and music Scott Alan

(♩ = ca. 68 - 74)

The first system of music consists of three staves. The top staff is a vocal line in treble clef with a key signature of one sharp (F#) and a common time signature (C). It contains four measures of whole rests. The middle staff is a piano accompaniment in treble clef, starting with a piano (*p*) dynamic. It features a melodic line with eighth and quarter notes, and is accompanied by chords labeled Gsus/C, G/B, Gsus/C, and G/B. The bottom staff is a piano accompaniment in bass clef, featuring a simple bass line with whole notes and a final measure with a double bar line and repeat sign.

The second system of music consists of three staves. The top staff is a vocal line in treble clef, starting at measure 5. It contains the lyrics: "You look beau-ti-ful ___ as al - ways Ne-ver fail ___ to take my ___". The middle staff is a piano accompaniment in treble clef, with chords labeled Gsus/C, G/B, and Gsus/C. The bottom staff is a piano accompaniment in bass clef, with a simple bass line.

The third system of music consists of three staves. The top staff is a vocal line in treble clef, starting at measure 8. It contains the lyrics: "___ breath a-way he's a luck-y guy ___ to have ___ you". The middle staff is a piano accompaniment in treble clef, with chords labeled G/B, Gsus/C, and G/B. The bottom staff is a piano accompaniment in bass clef, with a simple bass line.

2

Again

11

8 How'd I ev - er let ___ you slip a - way? In a ___ com - plete -

11

8 Gsus/C G/B

13

8 - - ly per - fect world ___ the two of you would not have met, you would - n't

13

13 C(add2) D(add2)

14

8 look so ra - di - ant there in your wed - ding dress, but this is

14

14 Em(add2) D(add2)

Again

15
8

not a per - fect world and I know I should not be here just

15 C(add2) D(add2)

Detailed description: This system contains two staves. The top staff is a vocal line in treble clef with a key signature of one sharp (F#) and a common time signature. It begins at measure 15 with a melody of eighth and quarter notes. The bottom staff is a piano accompaniment in treble and bass clefs, also in F# major and common time. It features chords for C(add2) and D(add2) starting at measure 15.

16
8

have to say one thing be-fore you dis-ap-pear a - gain, I love you__

16 Em(add2) D(add2) D/C D D/F# G(no5)/E

Detailed description: This system contains two staves. The top staff is a vocal line in treble clef, continuing the melody from the previous system. The bottom staff is a piano accompaniment in treble and bass clefs, with chords labeled Em(add2), D(add2), D/C, D, D/F#, and G(no5)/E. A fermata is placed over the piano accompaniment in measure 17.

20
8

still I've nev-er stopped__ who knows__ if I__ will

20 Gsus/C D/F# G(no5)/E Gsus/C D(add2)

Detailed description: This system contains two staves. The top staff is a vocal line in treble clef, continuing the melody. The bottom staff is a piano accompaniment in treble and bass clefs, with chords labeled Gsus/C, D/F#, G(no5)/E, Gsus/C, and D(add2).

4

Again

23

I don't wan-na see us end, _____ so here I am, hop-ing you'll _____ come

23 D/F# G/E Gsus/C D G/E

26

home to me a - gain.

26 Gsus Dsus Gsus/C G/B Gsus/C

30

mf

Please say some-thing say _____ an-y-thing at all

30 G/B Gsus/C G/B

mf

33

I can't han-dle ___ the si - lence Yes, I know ___ that this is

C G/B Gsus/C

36

not the place ___ or ___ time I can't bare ___ that I ___

G/B Gsus/C

38

___ may lose ___ you If I ___ could turn ___

G/B

6

Again

39

8 3

the hands of time and have a chance to right my wrongs, would have

Gsus/C

G(no3)

39

40

8

loved you twice as much held you twice as strong I should have

Em7(no7)

G(no3)

40

41

8

ne - ver let you go the night you walked a - way to leave, but

Gsus/C

G(no3)

41

42

8
now that we are here there's one thing that I need to say,

42 Em D D/C D

45

8
I love you still I've never stopped I

45 D/F# G(no5)/E Gsus/C D/F# G(no5)/E

48

8
don't think that I will I don't want to see us end and

48 C(add2) D(add2) D/F# G/E Gsus/C

8

Again

51

here I am hop-ing you'll _____ come home to me _____ a - gain. And I'm

51 D G/E Gsus/C Dsus Gsus/C

54


down here on _____ my knees _____ a - gain _____ begging

54 A m7 Gsus/C


56

you not _____ to mar - ry _____ him. If you do I know my heart will break,


56 A m7 E m7 E m(add2)

58 


there is on - ly so much it can take, come with me go and take my hand.

58 

Em7/C Em

60 

Leave him a note, I'm sure he'll un - der - stand.

60 

Em7/C Dsus D

63 *p* 

p I love you still, I've nev-er stopped I know I nev-er will

63 

p D/F# G(no5)/E Gsus/C D/F# G(no5)/E C(add2) D(add2)

10
67

Again

rit.

please don't let this be our end, here I am hop-ing you'll come

D/F# D/E Gsus/C D G/E

rit.

70

home to me

Gsus/C D(add2) Gsus/C G/B Gsus/C

slowly *a tempo*

74

G/B C(add2)

rit.