

X&Y

Words & Music by Guy Berryman, Jon Buckland, Will Champion & Chris Martin

$\text{♩} = 76$

F#m Gmaj7 Bm A6 F#m Gmaj7

Try-ing hard to speak and fight-ing with my weak hand, dri-ven to dis-trac-tion, it's

Bm A6 F#7 Gmaj7 Bm A6

all part of the plan. When some-thing is bro-ken and you try to fix it,

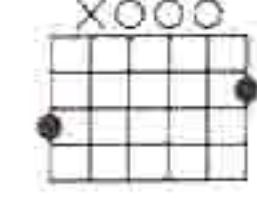
F#m Gmaj7 Eadd9/G# Gmaj7 Eadd9/G# Gmaj7

try-ing to re-pair it a-ny way you can.

Eadd9/G#



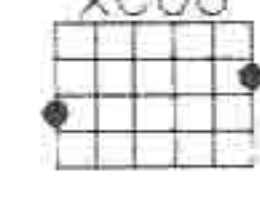
Gmaj7



F#m

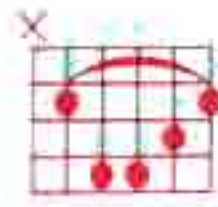


Gmaj7

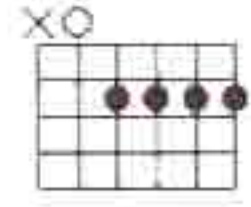


I dive in at the deep end,

Bm



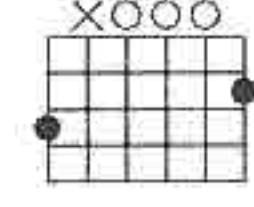
A6



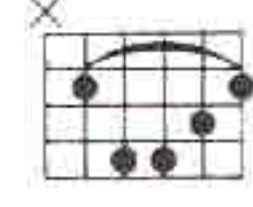
F#m



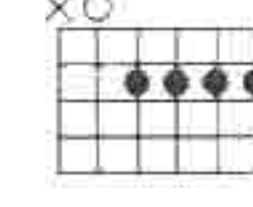
Gmaj7



Bm

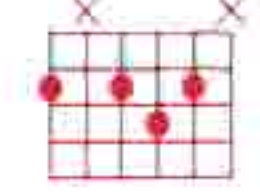


A6

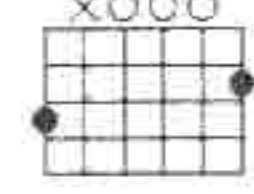


you be-come my best friend, I want to love you but I don't know if I can. I

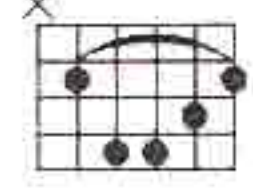
F#7



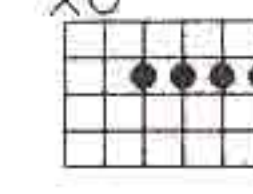
Gmaj7



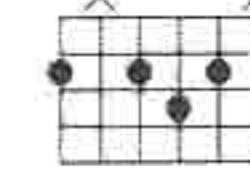
Bm



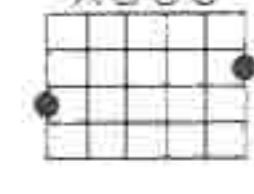
A6



F#7

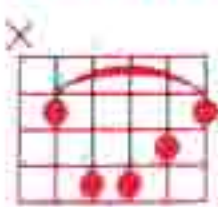


Gmaj7

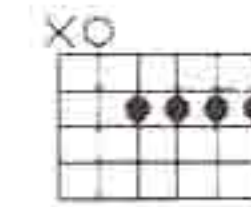


know some thing is bro - ken and I'm try'n to fix it. Try-ing to re - pair it

Bm



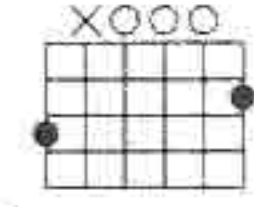
A6



E/G#



Gmaj7



a - ny way I can. Ooh.

E/G#
x 0 0 0 4fr

Gmaj7
x 0 0 0

E/G#
x 0 0 0 4fr

Ooh. Ooh.

Gmaj7
x 0 0 0

E/G#
x 0 0 0 4fr

Gmaj7
x 0 0 0

Ooh.

Dadd9
x 0 0 2fr

Cadd#4
x 0 0 0

E7
0 0 0 0 0

You and me are float - ing on a ti - dal wave

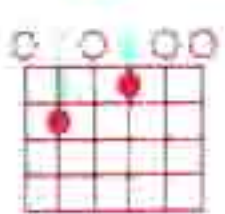
Con pedale

Dadd9
x 0 0 2fr

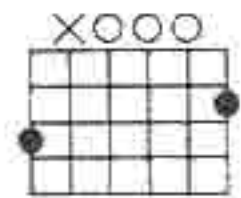
Cadd#4
x 0 0 0

to - geth - er. You and me are drift - ing in - to out - er space

E7

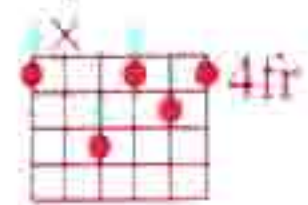


Gmaj7



and sing - ing _____ ooh. _____

E/G#



Gmaj7



E/G#

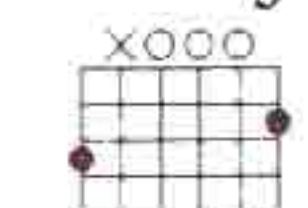


Ooh. _____

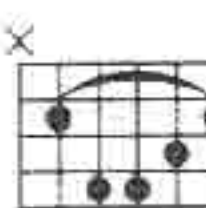
F#m



Gmaj7



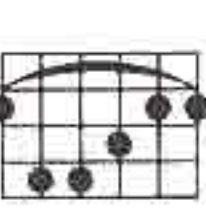
Bm



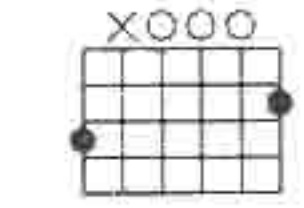
A6



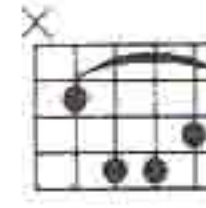
F#



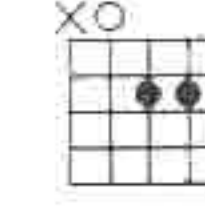
Gmaj7



Bm



A6



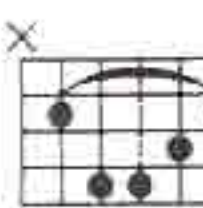
F#m



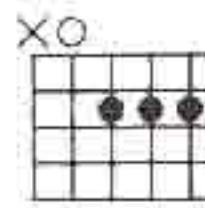
Gmaj7



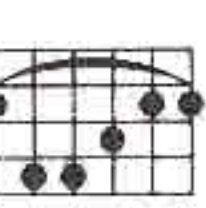
Bm



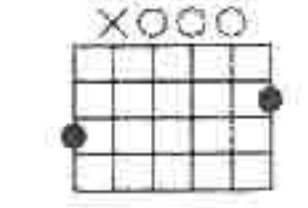
A6



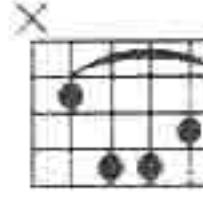
F#



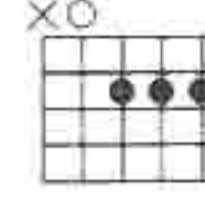
Gmaj7



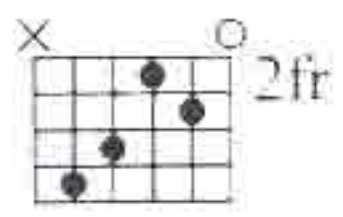
Bm



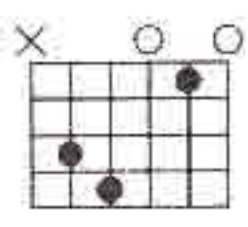
A6



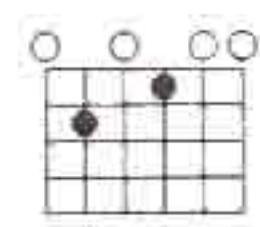
Dadd9



Cadd#4



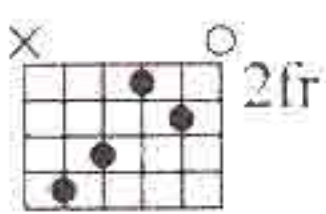
E7



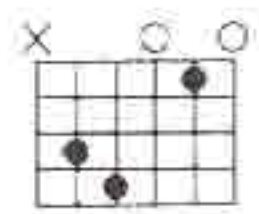
You and me are float - ing on a ti - dal wave

Con pedale

Dadd9

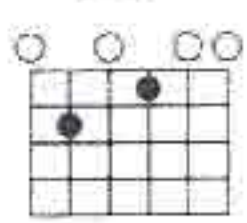


Cadd#4



to - geth - er. You and me are drift - ing in - to out - er space

E7

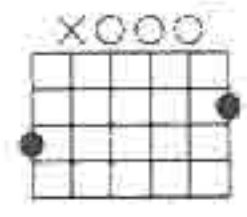


1.

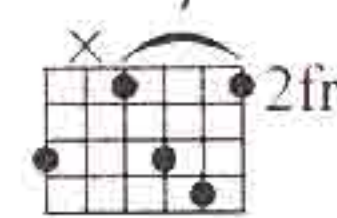
2.

and sing - ing

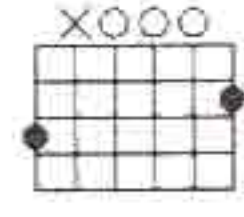
Gmaj7



Eadd9/G#



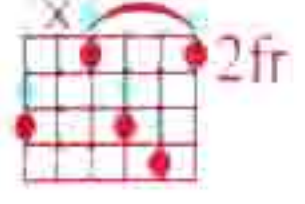
Gmaj7



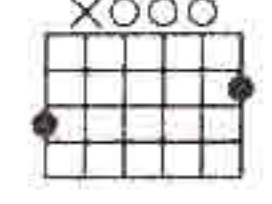
ooh.

Ooh.

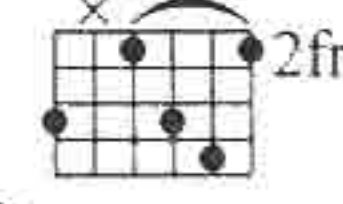
Eadd9/G#



Gmaj7



Eadd9/G#

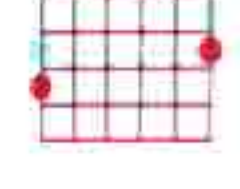


Musical staff with treble clef, key signature of two sharps, and a melodic line with a long slur.

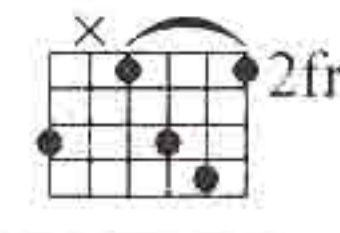
Ooh.

Piano accompaniment for the first system, showing treble and bass staves with chords and a steady bass line.

Gmaj7



Eadd9/G#



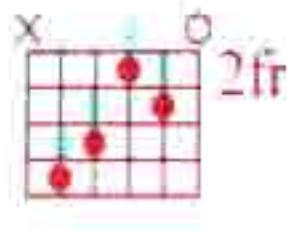
N.C.

Musical staff with treble clef, key signature of two sharps, and a melodic line with a long slur.

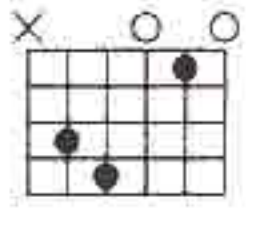
Ooh.

Piano accompaniment for the second system, showing treble and bass staves with chords and a steady bass line.

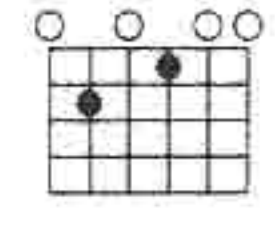
Dadd9



Cadd#4



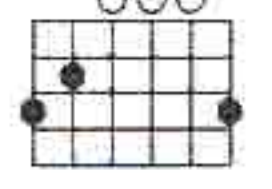
E7



Musical staff with treble clef, key signature of two sharps, and a melodic line with a long slur.

Piano accompaniment for the third system, showing treble and bass staves with chords and a steady bass line.

G



E/G#



Repeat to fade

Musical staff with treble clef, key signature of two sharps, and a melodic line with a long slur.

Piano accompaniment for the fourth system, showing treble and bass staves with chords and a steady bass line.