

BARCELONA

I had this perfect dream,
Un sueño me envolvió,
This dream was me and you,
Tal vez estás aquí,
I want all the world to see,
Un instinto me guiaba,
A miracle sensation,
My guide and inspiration,
Now my dream is slowly coming true.

The wind is a gentle breeze,
El me habló de ti,
The bells are ringing out,
El canto vuela,
They're calling us together,
Guiding us forever,
Wish my dream would never go away.

¡Barcelona!
It was the first time that we met,
¡Barcelona!
How can I forget
The moment that you stepped into the room
You took my breath away.

¡Barcelona!
La música vibró
¡Barcelona!
Y ella nos unió,
And if God is willing
We will meet again
Someday.

Let the songs begin,
Déjalo nacer,
Let the music play,
Ahhhhhh . . .
Make the voices sing,
Nace un gran amor,
Start the celebration,
Ven a mi,
¡And cry!
¡Grita!
Come alive
¡Vive!
And shake the foundations from the skies
Shaking all our lives.

¡Barcelona!
Such a beautiful horizon,
¡Barcelona!
Like a jewel in the sun,
Por ti seré gaviota de tu bella mar.

¡Barcelona!
Suenan las campanas
¡Barcelona!
Abre tus puertas al mundo,
If God is willing,
If God is willing,
If God is willing
Friends until the end.

¡Viva!

¡Barcelona!

BARCELONA

Words & Music by
Freddie Mercury and Mike Moran

Capo 1

N.C.

The first system of musical notation consists of two staves. The treble staff begins with a treble clef, a key signature of two flats (B-flat and E-flat), and a 4/4 time signature. The bass staff begins with a bass clef and the same key signature and time signature. The music is marked 'N.C.' (No Chords) and features a melodic line in the treble staff and a bass line in the bass staff, both consisting of eighth notes.

The second system continues the musical notation. It includes a guitar chord diagram for a D-flat major chord (Db) with the fingering x 0 0 0 2 3. The notation includes a glissando (gliss.) marking over a series of notes, followed by a triplet of eighth notes. The bass staff features a long, sustained note.

The third system of musical notation features several guitar chord diagrams above the treble staff. The chords are: Ab (fingering xx3fr), G/Ab (fingering xx3fr), Ab (fingering xx3fr), Db/Ab (fingering o x), Ab (fingering o o o x), Ab/Bb (fingering x o o), and Bb (fingering x o). The notation shows chords in the treble staff and a bass line in the bass staff.

The fourth system of musical notation includes guitar chord diagrams for: Eb (fingering x x o), D/Eb (fingering x x o), Eb (fingering x x o), Abm/Eb (fingering x x o), Eb (fingering x x o), Bb/D (fingering x x x), C#dim (fingering x x x), Bb/D (fingering x x x), F/C (fingering x o o), and F7 (fingering o o o o). The instruction 'poco rall.' (poco rallentando) is placed above the final chords. The notation shows chords in the treble staff and a bass line in the bass staff.

a tempo

MONSERRAT CABALLÉ

Un

FREDDIE MERCURY

I had this per-fect dream.

sue-no me en-vol-vio. Tal vez es-tas a-qui.

This dream was me and you. I want

Un in - stin - to me gui - a - ba. A mi - ra - cle sen - sa - tion; my

all the world to see. A mi - ra - cle sen - sa - tion; my

poco rall.

Ab Bbm/Ab Ab Bb Eb/Bb Bb C/E Ebm7

guide and in - spi - ra - tion. Now my dream is slow - ly com - ing

guide and in - spi - ra - tion. Now my dream is slow - ly com - ing

a tempo

Bb Bbdim Bb F7/C F7 Bb Eb/Bb Bb

true.

true. The wind is a gen - tle breeze.

Eb/Bb Bb Eb Ab/Eb Eb Ebdim Eb

El me hab - lo de ti.

The

Bb Eb/Bb Bb Eb/Bb Bb Db Gb/Db Db

El can - to vue - la. They're call - ing us to - geth - er;
 bells are ring - ing out; they're call - ing us to - geth - er;

Ab Bbm/Ab Ab Bb Eb/Bb Bb C/E 4fr **rall.** Ebm7

guid - ing us for - ev - er. Wish my dream would ne - ver go a -
 guid - ing us for - ev - er. Wish my dream would ne - ver go a -

a tempo Bb Bbm/Ab Bb7/F Eb

- way. Bar - ce - lo - na.
 - way. It was the Such a



CHOIR.....

Bar - ce - lo - na.

first time that we met.
beau - ti - ful ho - ri - zon.

How can I for - get the
Like a jewel in the sun.



(2nd time) Por - ti se - re ga - vi - o - ta de tu bel - la mar.

mo - ment that you stepp'd in - to the room, you took my breath a - way.
Por - ti se - re ga - vi - o - ta de tu bel - la mar.



La mu - si - ca vi - bros,
Sue - nan las cam - pa - mas.

CHOIR.....

Bar - ce - lo - na. Bar - ce -
Bar - ce - lo - na. Bar - ce -

Ab G7 Cm Eb/Bb D/Bb Eb/Bb

2nd time to Coda ⊕

y el - la - nos u - nió. And if God will - ing
 A - bre tus puer - tos al

- lo - na. And if God will - ing
 - lo - na.

Ab/Bb Eb/Bb Bb11 Bb a tempo

rall.

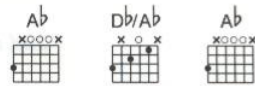
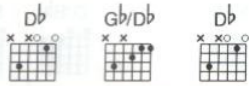
we will meet a - gain, some day.

we will meet a - gain, some day.

Eb7 Ab Db/Ab Ab Db/Ab Ab


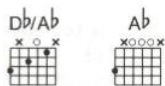
De - ja - lo na - cer.

Let the songs be - gin.



Ah _____

Let the mu - sic play. Make the mu - sic sing. _____



Na - ce un gran a - mor. Ven a mi. _____

Start the ce - le - bra - tion, and



Gri - ta. Vi - ve.

cry. _____ Come a - live, _____ and shake the foun - da - tions from the

Bb Ab/Bb Bb Ab Bb/Ab Fm7 Bb/F Ab/D

skies. Ah, ah, sha - king all our

Detailed description: This system contains the first three measures of the piece. It features guitar chord diagrams for Bb, Ab/Bb, Bb, Ab, Bb/Ab, Fm7, Bb/F, and Ab/D. The vocal line starts with a whole note rest, followed by a half note 'skies.', and then a melodic phrase 'Ah, ah, sha - king all our' with a fermata over the final note. The piano accompaniment consists of chords and moving bass lines.

Bb (Cadenza) D. al Coda

lives. CHOIR... Bar - ce -

Detailed description: This system includes a cadenza for the piano part, marked '(Cadenza)'. The vocal line has a whole note rest for 'lives.' followed by a half note rest and then the start of a choir entry with the words 'Bar - ce -'. The piano accompaniment continues with chords and bass movement.

⊕ CODA G Cm

mun - do.

Detailed description: This system is the CODA section, marked with a circled cross symbol. It features guitar chord diagrams for G and Cm. The vocal line has a whole note rest for 'mun - do.'. The piano accompaniment consists of chords and bass movement.

Eb/Bb D/Bb Eb/Bb Ab/Bb Eb/Bb Ab Eb/G D/F# Eb/G

If God is will - ing, if God is

If God is will - ing, if God is

Detailed description: This system contains the final two measures of the piece. It features guitar chord diagrams for Eb/Bb, D/Bb, Eb/Bb, Ab/Bb, Eb/Bb, Ab, Eb/G, D/F#, and Eb/G. The vocal line has two parts: the first part has a whole note rest followed by 'If God is will - ing, if God is'; the second part has a whole note rest followed by 'If God is will - ing, if God is'. The piano accompaniment consists of chords and moving bass lines.

Bdim Cm N.C.

Ab/Bb Bb7

(Cadenza ad lib.)

will - ing, friends un - til the end. _____

will - ing, friends un - til the end. Vi - va. _____ Bar - ce -

CHOIR.....

a tempo

Eb

Eb/Bb

Eb/Db

- lo - na. _____

rall.

Ab

Eb/G

Fm7

Eb/G

Ab

Ab/Bb

Eb