

AL•LEONARD

UITAR

PLAY•ALONG

VOL. 66

ROLLING STONES

Play 8 Songs with Tab and Sound-alike CD Tracks

Beast of Burden

Happy

It's Only Rock 'N' Roll (But I Like It)

Miss You

Shattered


She's So Cold

Start Me Up

Tumbling Dice



AL•LEONARD



ROLLING STONES

CONTENTS

Page	Title	Demo Track	Play-Along Track
4	Beast of Burden	1	2
26	Happy	3	4
13	It's Only Rock 'N' Roll (But I Like It)	5	6
34	Miss You	7	8
45	Shattered	9	10
70	She's So Cold	11	12
52	Start Me Up	13	14
60	Tumbling Dice	15	16
	TUNING NOTES	17	

Beast of Burden

Words and Music by Mick Jagger and Keith Richards

Intro
Moderately ♩ = 100

B E B C#m A B

mf
w/ clean tone
let ring -----

TAB
7 9 9 9 X 7 9 9 X 9 11 9 11 X 9 11 10 9 7 8 9

*T = Thumb on 6th str.

Verse

E B C#m A B E B C#m

Play 3 times

1. I'll nev - er be ___ your beast -

let ring - - - - -

let ring -----

9 9 9 X 7 9 9 X 9 11 9 11 X 9 11 10 9 7 8 9 9 9 X 7 9 9 9 X 9 11

A B E B C#m A B

of bur - den. My back is broad, - but it's a hurt - in'.

let ring -----

let ring - - - - -

9 9 X 10 7 9 9 9 X 7 9 9 X 9 11 10 9 7 8 9 9 9 X 9 11 9 11 X 9 11 10 9 7 8 9

E B C#m A B E B C#m

All I want for you to make a love to me.

let ring -----

Chord diagrams for the first system:

```

  (9) 9 9 X 7 9 | 9 9 X 9 10 9 | 7 9 9 | 9 9 X 7 9 |
  (9) 9 9 X 8 9 | 11 11 X 9 11 9 | 8 9 | 9 9 X 8 9 |
  (9) 9 9 X 9 11 |
  
```

Verse

A B E B C#m A B

2. I'll nev - er be your beast of bur - den.

let ring -----

Chord diagrams for the second system:

```

  (9) 9 X 10 7 9 | 9 9 X 7 9 | 9 X 10 7 |
  (9) 9 X 9 11 9 | 9 9 X 8 9 | 9 X 9 11 9 |
  (9) 9 X 9 11 |
  
```

E B C#m A B E B C#m

I've walked for miles, my feet are hurt-in'. All I want for

let ring -----

Chord diagrams for the third system:

```

  (9) 9 9 X 7 9 | 9 9 X 10 7 9 | 7 9 9 | 9 9 X 7 9 |
  (9) 9 9 X 8 9 | 11 11 X 9 11 9 | 8 9 | 9 9 X 8 9 |
  (9) 9 9 X 9 11 |
  
```

A B E B C#m A

you to make a love to me. Am I

let ring -----

Chord diagrams for the fourth system:

```

  (9) 9 X 10 7 9 | 7 9 9 | 9 X 10 7 |
  (9) 9 X 9 11 9 | 9 9 X 8 9 | 9 X 9 11 9 |
  (9) 9 X 9 11 |
  
```

Chorus

A E/G# A

hard e - nough? Am I rough e - nough? Am I rich e - nough? I'm

2 2 2 2 2 2 0 0 0 0 0 2 2 2 2 2 2
 2 2 2 2 2 2 4 4 4 4 4 2 2 2 2 2 2
 0 0 0 0 0 0 X X X X X 0 0 0 0 0 0

E/G# Verse B Bsus4 B E B C#m

not too blind to see. 3. I'll nev - er be your

let ring ----- let ring -----

0 0 0 0 0 0 7 7 7 9 9 9 X 7 9
 4 4 4 4 4 4 9 8 9 9 9 9 X 8 9
 2 2 2 2 2 2 9 9 9 9 9 9 X 9 11
 X X X X X 7 T

A B E B C#m A B

beast of bur - den, so let's go home and draw the cur - tains, uh.

let ring ----- let ring -----

(9) 9 X 10 7 9 9 9 X 7 9 9 X 10 7
 (9) 9 X 9 8 9 9 9 X 8 9 9 X 9 8
 (11) 11 X 9 9 9 9 9 X 9 11 11 X 9 9

E B C#m A B E B C#m

Mu - sic on the ra - di - o, come on, ba - by, make sweet love to me, yeah.

let ring ----- let ring -----

9 9 9 X 7 9 9 X 10 7 9 9 9 X 7 9
 9 9 9 X 8 9 9 X 9 9 9 9 9 X 8 9
 9 9 9 X 9 11 11 X 9 11 9 9 9 X 9 11

Chorus

A A E/G#

Am I hard e-nough? Am I rough e-nough? Am I

(9) 9 X 10
(9) 11 X 9 11 9

2 2 2 2 2 2 0 0 0 0 0 0
2 2 2 2 2 2 4 4 4 4 4 4
0 0 0 0 0 0 X X X X X X
4 4 4 4 4 4 4 4 4 4 4 4

A E/G# B Bsus4 B

rich e-nough? I'm not too blind to see. —

2 2 2 2 2 2 0 0 0 0 0 0 7 7 7 7
2 2 2 2 2 2 4 4 4 4 4 4 9 8 8 8
0 0 0 0 0 0 X X X X X X 9 9 9 9

let ring

7 T

Guitar Solo

Bsus4 B E B C#m A B

Oh, — lit-tle sis-ter. —

7 7 7 7 9 9 12 12 11 (11) 9 11 9 11 9 11 9

7 T

E B C#m A B

9 11 9 11 9 11 9 12 12 12 12 12 12 (12) 12

A B E B C#m A B

on the street, put me out with no shoes on my feet, but

let ring -----|

Fretboard diagrams for the first system:

(9 9 11)	(9 9 11)	X	9	10	9	7	9	9	X	7	9	9	X	10	7	9
		X	9	11	9	8	9	9	X	8	9	9	X	9	8	9
		X	9	11	9	9	9	9	X	9	11	9	X	9	9	9

E B C#m A B E B C#m

put me out, put me out, put me out of mis - e - ry. 'Eah.

let ring -----|

Fretboard diagrams for the second system:

9	9	9	X	7	9	9	X	10	7	9	9	9	X	7	9
9	9	9	X	8	9	9	X	9	11	9	8	9	X	8	9
9	9	9	X	9	11	9	X	9	11	9	9	9	X	9	11

Verse

A B E B C#m A B

5. All your sick-ness, I can suck it up.

let ring -----|

Fretboard diagrams for the third system:

(9 9 11)	(9 9 11)	X	9	10	9	7	9	9	9	X	7	9	9	X	10	7
		X	9	11	9	8	9	9	9	X	8	9	9	X	9	8
		X	9	11	9	9	9	9	X	9	11	9	X	9	9	9

E B C#m A B E B C#m

Throw it all at me, I'll just shrug it off. There's one thing, ba - by,

let ring -----|

Fretboard diagrams for the fourth system:

9	9	9	X	7	9	9	X	10	7	9	9	9	X	7	9
9	9	9	X	8	9	9	X	9	11	9	8	9	X	8	9
9	9	9	X	9	11	9	X	9	11	9	9	9	X	9	11

A B E B C#m A B

I don't un - der - stand: _ You keep on tell - in' me I ain't your kind of man. Ain't I

let ring -----

let ring -----

E B C#m A B E B C#m

rough e-nough? Oo, — hon-ey. Ain't I tough e-nough?

let ring -----

let ring -----

A B E B C#m A B

Ain't I rich e-nough? In love e-nough? Oo, oo, — please. —

let ring -----

let ring -----

Outro

E B C#m A B E B C#m

I'll nev - er be — your

let ring ---

let ring -----

A B E B C#m A B

beast of bur - den. I'll nev - er be your beast of bur - den.

let ring -----

(9) 9 X 9 10 7 9 9 9 X 7 9 9 X 9 10 7
 (9) 9 X 9 11 8 9 9 9 X 8 9 11 X 9 11 9 8 9

E B C#m A B E B C#m

Nev - er, nev - er, nev - er, nev - er, nev - er, nev - er be.

let ring -----

9 9 9 X 7 9 9 X 9 10 7 9 9 9 X 7 9
 9 9 9 X 8 9 11 11 X 9 11 8 9 9 9 X 8 9

A B E B C#m A B

I'll nev - er be your beast of bur - den.

let ring -----

(9) 9 X 9 10 7 9 9 9 X 7 9 9 X 9 10 7
 (9) 9 X 9 11 8 9 9 9 X 8 9 11 X 9 11 9 8 9

E B C#m A B E B C#m

I've walked for miles, my feet are hurt - in', uh. All I want is

let ring -----

9 9 9 X 7 9 9 X 9 10 7 9 9 9 X 7 9
 9 9 9 X 8 9 11 11 X 9 11 8 9 9 9 X 8 9

A B E B C#m A B

you to make love to me. Uh. Yeah.

let ring - - - - -

Chord diagrams: (9 9 11) 9 9 X 9 11 10 9 | 7 9 9 9 X 7 9 | 9 X 9 10 7 | 9 9 X 9 11 9 9 X 9 11 9

E B C#m A B E B C#m

I don't need no beast of bur - den, uh. I need no fuss - in'.

let ring - - - - -

Chord diagrams: 9 9 9 X 7 9 | 9 X 10 7 9 | 9 9 X 7 9 | 9 9 X 7 9 11

A B E B C#m A B

I need no nurs - in'. Nev - er, nev - er, nev - er, nev - er need.

let ring - - - - -

Chord diagrams: (9 9 11) 9 9 X 9 11 10 9 | 7 9 9 9 X 7 9 | 9 X 9 10 7 | 9 9 X 9 11 9 9 X 9 11 9

E B C#m A B E B C#m A B

Repeat and fade

let ring - - - - -

Chord diagrams: 9 9 9 X 7 9 | 9 X 10 7 9 | 9 9 X 7 9 | 9 9 X 9 11 9 9 X 9 11 9

It's Only Rock 'N' Roll (But I Like It)

Words and Music by Mick Jagger and Keith Richards

Intro

Moderately ♩ = 132

E

f
w/ dist. *let ring -*

T
A
B

Verse

E

let ring -

I. If I could stick my pen in my heart,

spill it all o-ver the stage, would it sat-is-fy ya? Would

it slide on by ya? Would ya think the boy is strange? Ain't he strange?

A5

G5 E

If I could win ya, if I could sing ya a

Chord diagram: (2)(2)(0) 0 0 X 3 2 2 0 9 9 10 11 9 7 11 7 9 7 11 7

love song so di-vine, would it be e-nough for your

Chord diagram: 9 9 9 11 9 11 9 10 11 9 9

A5

cheat-in' heart if I broke down and cried? If I cried?

Chord diagram: (0) 9 9 10 11 9 9 10 11 9 9 2 2 0

Chorus

G5 E

A

I said, I know it's

Chord diagram: (2)(2)(0) 0 0 X 3 2 2 0 9 9 10 11 9 9 2 0 2 0 4 0 2 0 2 0 2 0 4 0 2 0

E

on - ly rock 'n' roll, — but I like it, — uh. I said,

2 0 2 0 4 0 2 0 2 0 2 0 4 0 2 0 | 9 9 9 11 9 9 | 9 9 10 11 9 9 | 12

A

E

D

I know — it's on - ly rock 'n' roll, but I like it, like it,

2 0 2 0 4 0 2 0 2 0 2 0 4 0 2 0 | 2 0 2 0 4 0 2 0 2 0 2 0 4 0 2 0 | 0 0 0 0 X X 2 2 X X 0 0 X X 0 0 X X

A

E

A

Amaj7

A6

A

yes, I do. — Uh, well, I like it, — uh. Oh! I

2 2 2 0 2 2 0 0 0 0 0 0 | 2 2 4 2 2 2 4 2 | 5 6 5 6 2 2 2 2

E

A

like it. I like it.

0 0 0 0 0 0 0 0 0 0 0 0 | 0 0 0 0 0 0 0 0 0 0 0 0 | 2 2 4 2 2 2 4 2

A5 G5 E

Ease your brain? If I could dig down deep

The first system of music features a vocal line in treble clef with a key signature of three sharps (F#, C#, G#) and a 4/4 time signature. The lyrics are "Ease your brain? If I could dig down deep". The guitar accompaniment is in the same key and time, using a mix of chords and single notes. Below the guitar line is a fretboard diagram with two strings shown, indicating fingerings for the 9th, 10th, and 11th frets.

in my heart, feelings would flood on the page. Would

The second system continues the vocal line with the lyrics "in my heart, feelings would flood on the page. Would". The guitar accompaniment provides harmonic support. The fretboard diagram shows fingerings for the 9th, 10th, and 11th frets on the two strings.

it sat - is - fy ya? Would it slide right by ya? Would ya think the boy's in - sane?

The third system contains the lyrics "it sat - is - fy ya? Would it slide right by ya? Would ya think the boy's in - sane?". The musical notation includes a vocal line, a guitar accompaniment line, and a fretboard diagram with fingerings for the 9th, 10th, and 11th frets.

A5 G5 E

He's in - sane. I said,

The fourth system features the lyrics "He's in - sane. I said,". The musical notation includes a vocal line, a guitar accompaniment line, and a fretboard diagram with fingerings for the 9th, 10th, and 11th frets.

Chorus

A E

I know _ it's on - ly rock 'n' roll, _ but I like it, _ uh.

2 0 2 0 4 0 2 0 2 0 4 0 2 0 2 0 4 0 2 0 2 0 4 0 2 0

11 12 12 12 11

A

I said, I know _ it's on - ly rock 'n' roll, _ but I

12 12 15 14 12 14 12

2 0 2 0 4 0 2 0 2 0 4 0 2 0 2 0 4 0 2 0

E D A E A

like it, like it, yes, I do, _ uh, well, I like it, uh.

0 0 1 2 2 0 0 0 2 2 0 0 0 0 0 0 2 0 2 0 4 0 2 0 2 0 4 0 2 0

Amaj7 A6 A E

Yeah! _ I like it, I

0 5 5 2 2 0

A Amaj7 A6 A D/A A

like it, uh. I said, can't ya see that

2 2 4 2 2 2 4 2 | 0 5 6 6 0 5 6 4 0 2 2 2 | 2 2 3 3 2 2 2 2 2 2 2 2

D/A A E

this old boy has been a lone - ly? Mm.

2 2 2 2 2 | 0 0 0 0 0 0 | 7 9 7 9 11 9 7 9 7

Bridge

B A

And do you think that you're the on - ly girl a - round?

9 9 11 9 9 9 11 9 | 9 9 11 9 9 9 11 9 | 7 7 9 7 7 7 9 7

B

Uh! I bet ya think that you're the on - ly wom - an in town,

7 7 9 7 7 7 9 7 | 9 9 11 9 9 9 11 9 | 9 9 11 9 9 9 11 9

Guitar Solo

A

Amaj7 A6

A

E

uh! Oo! Yeah!

let ring

7 7 9 7 7 7 9 7
5 5 5 5 5 5 5 5

5 6 6 0
5 6 4 0
2 2 2 0

10 10 10 10 10

let ring

10 10 (10) 9 9 10 10 10 10 10 10 (10) 8 9 8 12

let ring

12 12 12 12 12 12 12 12 14 12 12 12 14 14 15 14 12 14 15 12 15 14

A5 G5 E

let ring

12 15 12 12 12 15 12 14 14 14 14 14 14

Outro-Chorus

A

I said, I know — it's on - ly rock 'n' roll, — but I

Harm. 12

E

A

like it. — I said, I know — it's

E

on - ly rock 'n' roll, but I like it. — uh. Who!

A

E

I know — it's on - ly rock 'n' roll, but I like it. — uh.

A Amaj7 A6 A E

I like it.

A

like it. I like it.

Amaj7 A6 A E

I like it. Oo, I

A Amaj7 A6 A E

like it. Oo, yeah! I like it.

A E

Yeah! I like it. — Oo, yeah! — I like it. —

Fretboard diagrams for guitar:
 Measure 1: (9) 9 10 11 9
 Measure 2: 2 0 2 0 4 0 2 0 2 0 4 0 2 0
 Measure 3: 2 0 2 0 4 0 2 0 2 0 4 0 2 0
 Measure 4: 9 9 10 11 9 9

A E

Oo, yeah! — I like it. — Oo, yeah! — I like it. —

Fretboard diagrams for guitar:
 Measure 1: (9) 9 10 11 9
 Measure 2: 2 0 2 0 4 0 2 0 2 0 4 0 2 0
 Measure 3: 2 0 2 0 4 0 2 0 2 0 4 0 2 0
 Measure 4: 9 9 10 11 9 9

A E

Oo, yeah. — I like it. — Oo, yeah. — I like it. —

Fretboard diagrams for guitar:
 Measure 1: (9) 9 10 11 9
 Measure 2: 12 12 12 12 12
 Measure 3: 12 12 12 12 14
 Measure 4: 12 12 12

A E

Oh, but I like it, — uh. Oh, — but I like it, — uh. —

Fretboard diagrams for guitar:
 Measure 1: (12) 14 14 12 14 12
 Measure 2: 12 12 12
 Measure 3: 14 14 12 14 14
 Measure 4: 12 12 12

A E

Yeah... I like it. Oo, but I like it.

(12) 14 14 12 14 14 12 12 12 12 14 14 12 12 12

A E

And... I said I like it. Oo, yeah, I like it.

(12) 14 14 13 14 14 12 12 12 12 14 14 12 12 12 12 12

Begin fade

A

(12) 14 14 12 14 14 12 12 12 12 14 14 12 14 14

E A

12 12 12 14 12 14 14 12 14 12 12 X 12

Fade out

E

(12) 14 12 14 14 12 12 14 12 12 12 14 12 14

Happy

Words and Music by Mick Jagger and Keith Richards

Open G tuning, capo IV:
(low to high) D-G-D-G-B-D

Intro

Moderately ♩ = 130

*E (C) Esus₄² (Csus₄²) E (C) A/E (F/C) E (C) Esus₄² (Csus₄²) A/E (F/C)

f
w/ slight dist.

T	5	5	6	X	5	6	6	6	X	5	X	5	5	5	5	6	6	6
A	5	5	7	X	5	5	5	7	X	5	X	5	5	5	5	7	7	7
B	5	5	5	X	5	5	5	5	X	5	5	5	5	5	5	5	5	5

*Symbols in parentheses represent chord names respective to capoed guitar.
Symbols above reflect actual sounding chords. Capoe fret is "0" in tab.

E (C) B (G) E (C) B (G) E (C) B (G)

w/ slide throughout

6	6	6	X	5	0	0	5	5	0	0	5	5	0	0	5	5	0
5	5	5	X	5	0	0	5	5	0	0	5	5	0	0	5	5	0
5	5	5	X	5	0	0	5	5	0	0	5	5	0	0	5	5	0

Verse

E (C) B (G) E (C) B (G) E/B (C/G) B (G)

1. Well, I nev - er kept a dol - lar past sun -

(0)	0	5	5	5	0	0	5	5	0	0	0	0	1	0	0	0
(0)	0	5	5	5	0	0	5	5	0	0	0	0	0	0	0	0
(0)	0	5	5	5	0	0	5	5	0	0	0	0	0	0	0	0

E/B (C/G) B (G) E/B (C/G) B (G) E/B (C/G) B (G)

set; al - ways burned a hole in my pants.

Detailed description: This system contains the first line of music. The vocal line starts with a rest followed by the lyrics 'set; al - ways burned a hole in my pants.' The guitar part features a series of chords: E/B (C/G), B (G), E/B (C/G), B (G), E/B (C/G), and B (G). The fretboard diagrams show the corresponding fingerings for these chords.

E/B (C/G) B (G) E/B (C/G) B (G)

Ne - ver made a school ma - ma hap -

Detailed description: This system contains the second line of music. The vocal line continues with the lyrics 'Ne - ver made a school ma - ma hap -'. The guitar part continues with the same chord sequence: E/B (C/G), B (G), E/B (C/G), and B (G). The fretboard diagrams show the fingerings, including a barre at the 4th fret.

E/B (C/G) B (G) E/B (C/G) B (G) E/B (C/G) B (G)

py; nev - er blew a sec - ond chance.

Detailed description: This system contains the third line of music. The vocal line concludes with the lyrics 'py; nev - er blew a sec - ond chance.' The guitar part continues with the same chord sequence: E/B (C/G), B (G), E/B (C/G), B (G), E/B (C/G), and B (G). The fretboard diagrams show the fingerings for these chords.

§ Pre-Chorus

E/B (C/G) B (G) E (C) Esus₂ (Csus₂) E (C)

on love. 1., 3. I need a love to
2. I need a love to

Detailed description: This system contains the pre-chorus. The vocal line starts with 'on love.' followed by two lines of lyrics: '1., 3. I need a love to' and '2. I need a love to'. The guitar part features a new chord sequence: E/B (C/G), B (G), E (C), Esus₂ (Csus₂), and E (C). The fretboard diagrams show the fingerings for these chords.

A/E
(F/C)

E
(C)


Esus₂
(Csus₂)

E A/E
(C) (F/C)

E B
(C) (G)



keep me hap - py, I need a love _ to keep me hap - py.
keep me hap - py. I need a love, _ ba - by won't ya keep me



To Coda 1 ⊕

To Coda 2 ⊕

Chorus

B
(G)

E
(C)

B
(G)

E
(C)

B
(G)

E
(C)

B
(G)



Ba - by, ba - by, keep me hap - py. Ba - by, ba -
hap - py? Ba - by, won't ya keep me hap - py? Ba -



Verse

E
(C)

B
(G)

E/B
(C/G)


B
(G)

E/B
(C/G)

B
(G)



- by, keep me hap - py. 2. Al - ways took can - dy from stran -



E/B (C/G) B (G) E/B (C/G) B (G) E/B (C/G) B (G)

ers; did - n't wan - na get me no trade...

let ring -----

E/B (C/G) B (G) E/B (C/G) B (G)

Nev - er want to be like Pa - pa; work -

E/B (C/G) B (G) E/B (C/G) B (G) E/B (C/G) B (G) E/B (C/G) B (G)

in' for the boss ev - 'ry night and day.

let ring ----- *let ring* -----

D.S. al Coda 1

⊕ Coda 1

Guitar Solo

E (C) B (G) E (C) B (G) E (C) B (G)

by, please keep - me.

E (C) B (G) E (C) B (G) E (C) B (G) E (C)

Pre-Chorus

E (C) Esus₄ (Csus₄) E (C) A/E (F/C) E (C) Esus₄ (Csus₄) E (C)

I need a love — to keep me hap - py, — I need a love — to

Chorus

A/E (F/C) E (C) B (G) E (C) B (G) E (C) B (G)

keep me hap - py. Ba - by, ba - by, keep me hap - py.

Verse

E (C) B (G) E (C) B (G) E/B (C/G) B (G)

Ba - by. 3. Nev - er got a flash out of cock -

E/B B (C/G) (G) E/B B (C/G) (G) E/B B (C/G) (G)

tails when I got some flesh off the bone.

E/B B (C/G)(G) E/B B (C/G)(G) E/B B (C/G)(G) E/B B (C/G)(G)

Nev - er got a lift out of Lear - jet, when

E/B B (C/G) (G) E/B B (C/G) (G) E B (C) (G) (C)

I can fly way back home.

D.S. al Coda 2

♢ Coda 2

E (C) B (G) E/B B (C/G) (G) E (C)

by, keep me hap - py. Ba - by.

Interlude

E (C) Esus₄² (Csus₄²) E (C) A/E (F/C) E (C)

Esus₄² (Csus₄²) E (C) A/E (F/C) E (C) B (G)

Outro

w/ Voc. ad lib., till fade

B (G) E (C) B (G) E (C) B (G)

E (C) B (G) E (C) B (G)

D5 (Bb5) B5 (G5) E (C) B5 (G5) D5 (Bb5) B5 (G5) E (C) B5 (G5)

D5 (B♭5) B5 (G5) E (C) B5 (G5) D5 (B♭5) B5 (G5) E (C) B5 (G5)

E (C) B (G) E (C) B (G) E (C) B (G)

E (C) B (G) E (C) B (G) E (C) B (G)

E (C) B (G) E (C) B (G) E (C) B (G)

E (C) B (G) E (C) B (G)

Repeat and fade

Am Dm7

hoo, oo. Oo, hoo, oo. Oo, oo, oo, yah.

5 7 5 7 5 7 5 7 5 7 5 7 5 7

Verse
Am

2. Well, I've been haunt - ed in my sleep, you been star -

17 20 17 19 17 17 19

5 5 7 0 X X X X 5 5 5 7 0

Dm7

- in' in my dreams. Lord, I miss you, child. I've been

let ring -

5 5 5 7 6 5 7 6 5 0

Am

wait - in' in the hall, been wait - in' on your call, when the phone

let ring -

5

Dm7

rings. *Spoken:* It's just some friends of mine. They say, "Hey!

let ring

5 6 7 | 8 5 | 8 6 5 | 8 7 7

Am

What's the mat - ter man? We're gon - na come 'round at twelve with some Puer - to Ri - can

let ring

5 5 5 | 5 5 5 | 5 5 5 | 5 5 5 | 5

Dm7 **Am**

girls that's just dy'n to meet you! We're gon - na bring a case of wine.

let ring

5 6 7 | 8 5 | 7 5 | 0 0 | 7 0 | X X X X | 5 7 | 5 7

Dm7

Hey, let's go mess and fool a - round you know, like we used to!"

let ring

5 5 5 | 5 5 5 | 5 5 5 | 0 0 5 | 5 6 7 | 5 5

Chorus
Am

Ab, — ah, — ah, — Ah, — ah, — ah, — Ah, —

let ring - 4

Dm7

Am

ah, — ah, — Ah, — ah, — ah, — Ah, —

Dm7

ah, — ah, — Ah, — ah, ah, —

Bridge

F

Em7

Dm7

Oh, oo, — ba - by, why you wait so long? —

F Em7

Yeah. Oh, ba - by, why you wait so long? -

Detailed description: This system contains the first three measures of the piece. The vocal line starts with 'Yeah.' followed by 'Oh, ba - by, why you wait so long? -'. The guitar part features a melody in the treble clef and a bass line with fingerings (5, 6, 7) and octaves (8). Chords F and Em7 are indicated above the staff.

Dm7 E5 Interlude N.C. (Am)

Won't ya come home! Come home!

Detailed description: This system contains the next three measures. The vocal line says 'Won't ya come home! Come home!'. The guitar part continues with a melody and bass line, including a section labeled 'Interlude N.C. (Am)'. Chords Dm7 and E5 are indicated above the staff.

(Dm)

Spoken: Ahh... T' t-'ck, t' t-'ck, t' t-'ck t' 'ck! I've been

let ring - - - - -

Detailed description: This system contains the next three measures. The vocal line is spoken: 'Ahh...' followed by 'T' t-'ck, t' t-'ck, t' t-'ck t' 'ck! I've been'. The guitar part features a melodic line with a long note and a bass line with fingerings (6, 5) and a final chord (13/0). A chord of (Dm) is indicated above the staff.

Gtr. tacet (Am) (Dm)

walk - in' Cen - tral Park, sing - in' af - ter dark. - Peo - ple think I'm cra - zy. -

Detailed description: This system contains the final three measures. The vocal line says 'walk - in' Cen - tral Park, sing - in' af - ter dark. - Peo - ple think I'm cra - zy. -'. The guitar part features a melodic line and a bass line with a final chord (13/0). Chords (Am) and (Dm) are indicated above the staff.

(Am)

Stum - bl - in' on my feet, shuff - lin' to the street.

let ring -

5

(Dm) (Am)

Ask - in' me, "Ch 'ch 'ch! What's the mat - ter with you, boy?" Some-time

let ring -----

6 6 5 5

(Dm) Dm7

I wan-na say, to, to my - self... Some - time I say... Oo,

Harm. -----

let ring -----

5 12 5 7 5 7 5

Chorus Am Dm7

hoo, oo, Oo, hoo, oo, Oo, oo, oo, yeah.

let ring -----

7 0 X X X X 5 7 X X 5 6 7 X

Verse
Am

3. I guess I'm ly - in' to my - self, it's just you

Fretboard diagram: 7/9 8 9 10 8 10 | 10 | 10 12 | 10 12 (12)

Dm7

and no one else. Lord, I wan - na kiss you, child.

Fretboard diagram: (12) (12) (12) 10 | 13 15 13 14

Am

You just been blot - tin' out my mind,

Fretboard diagram: 15 15 15 15 15 15 | 15 15 (15) 13 15

Dm7

fool - in' on my time. Lord, I wan - na, kiss you, ba - by, yeah.

Fretboard diagram: 15 15 15 (15) 15 15 15 (15) 13 | 15 13 14 13 13 | 14 14 13 14

Am

Lord, I miss you, child.

let ring -----

rake -----

13 14 13 14 13 14 13 12 12 13 14 12 13 14

Dm7

Chorus

Am

Ah, ah, ah, Ah,

let ring -----

13 14 13 14 15 13 15 15 5 8 7 (7) 5 7

Dm7

ah, ah, Ah, ah, Ah,

let ring -----

12 14 13 15 13 15 (15) 13 15 13 13 15 15/17 15 17 17 15 15 17 17 17

Am

Dm7

ah, ah, Ah, ah, ah, Ah, ah, ah,

let ring -----

5 5 5 7 5 5 5 7 5 5 5 7 5 5 5 6 5 5 5 7

