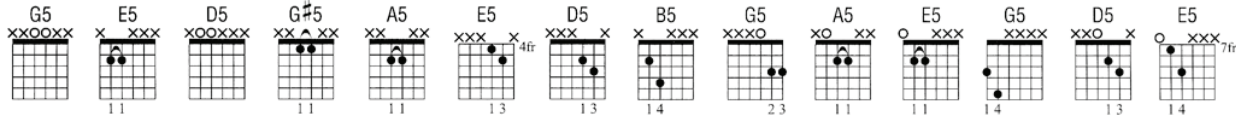


"BALLS TO THE WALL" ACCEPT

As heard on **BALLS TO THE WALL** (PORTRAIT)

Words and Music by **Peter Baltes, Deaffy, Udo Dirkschneider, Wolf Hoffmann and Stefan Kaufmann** * Transcribed by **Jeff Perrin**

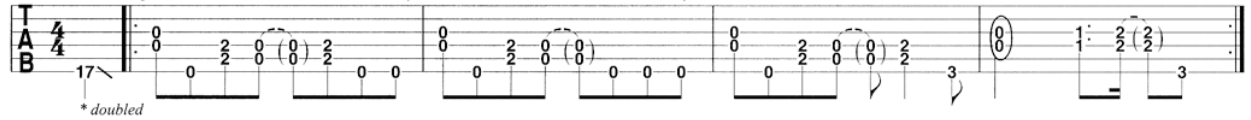
Note: pitch on recording sounds slightly sharp. To play along, tune all strings up a little bit.



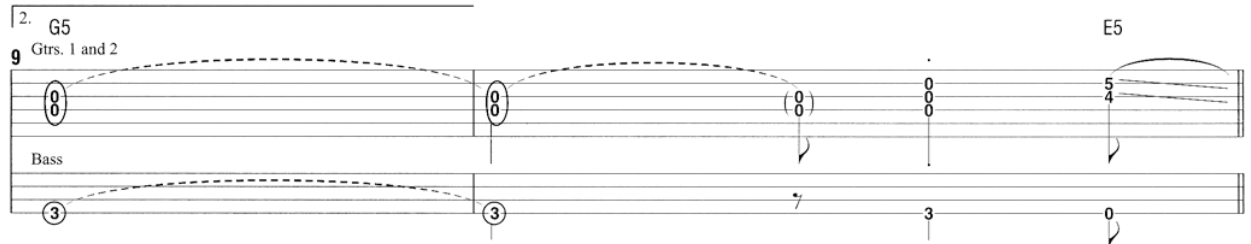
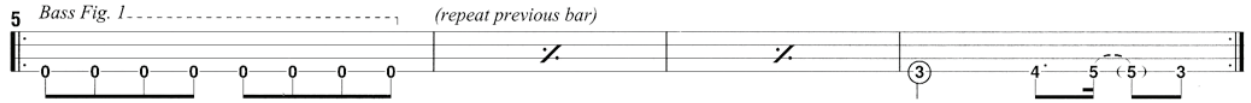
A Intro (0:00)

Moderately ♩ = 118

G5 E5 D5 E5 G5 E5 D5 G5 E5 D5 E5 G5 G#5 A5
 * Gtr. 1 (elec. w/dist.) Rhy. Fig. 1 end Rhy. Fig. 1
 P.M. P.M. P.M. P.M. P.M. P.M. P.M.



G5 E5 D5 E5 G5 E5 D5 G5 E5 D5 E5 1. G5 G#5 A5
 Gtrs. 1 and 2 play Rhy. Fig. 1 twice (see bar 1)
 Bass



B Verses (0:36, 1:50)

1. Too many slaves in this world die by torture and pain them too
 2. You may screw their brains You may sacrifice them too
 D5 E5
 Gtrs. 1 and 2 Rhy. Fig. 2 end Rhy. Fig. 2



Too many people do not see they're killing themselves going insane
 You may mortify their flesh You may rape them all
 D5 E5
 Gtrs. 1 and 2 repeat Rhy. Fig. 2 (see bar 11)



"BALLS TO THE WALL"

Too many people do not know
One day the tortured stand up

Bondage is over the human race
and revolt against the evil

D5
Gtrs. 1 and 2

E5

19

Bass plays Bass Fig. 1 four times (see bar 5)

They believe slaves always lose
They make you drink your blood

and this fear keeps them down
and tear yourself to pieces You better

D5
Gtrs. 1 and 2

E5

Gtr. 2 plays Rhy. Fill 1 (see below)

23

Bass

C Pre-chorus (1:09, 2:22, 4:49)

Watch the damned (God bless ya) They're gonna break their chains (Hey) No

B5 G5 B5 A5

P.M. P.M. P.M. P.M.

27

Bass substitutes Bass Fill 2 third time (see below)

you can't stop them (God bless ya) They're coming to get you and then you'll get your

B5 G5 B5 A5

P.M. P.M. P.M. P.M.

31

* repeat previous chord

Rhy. Fill 1 (1:06, 2:20)

Gtr. 2

pick scrape P.M.

* note is hammered (not picked)

Bass Fill 2 (4:55)

A5

"BALLS TO THE WALL"

D Chorus (1:25, 2:39, 5:05)

balls to the wall man
E5 G5 (E5) B5 G5 D5

Balls to the wall
E5 G5 (E5) B5 G5 D5

You'll get your
E5 G5 D5

35 Rhy. Fig. 3 P.M. P.M. 3 3 2

Bass Fig. 2

balls to the wall man
E5 G5 (E5) B5 G5 D5

Balls to the wall
E5 G5

You'll get your
E5 G5 D5

39 2 2/4 4/4 2/4 4/4

Gr. 3 plays Fill 1 third time (see below)

end Bass Fig. 2

2nd time, skip ahead to E

3rd time, skip ahead to J Outro Chorus

(1., 2.) Balls to the wall
D5 E5

(3.) You'll get your wall
E5

go back to B Verse

43 end Rhy. Fig. 3

end Bass Fig. 2

E (2:56)

wall

E5

Gr. 3 (elec. w/dist.)

P.H.

48

pitch: G#

Gtrs. 1 and 2

slight P.H.

P.H.

2

Bass plays Bass Fig. 1 four times (see bar 5)

Fill 1 (5:18)

Gr. 3 G5

w/bar

D5

P.H. ---

pitch: G#

"BALLS TO THE WALL"

52

Gtr. 3
P.H. --- slight P.H. --- *P.H. ---

D B B E G# E D G#

Gtrs. 1 and 2

Bass

*Create random pinch harmonics by gradually moving pick hand up and down along string while picking.

F Guitar Solo (3:11)

55

pick scrape

Here they go *(Ah)

B5 $\frac{1}{2}$ $\frac{1}{2}$

G5

7 15 15 19 21 22 22 19 0 8

Rhy. Fig. 4

Bass Fig. 3

*bkgd. vocals fade in

58

(ah) B5

A5

(Ah) B5

P.H. $\frac{1}{2}$

pitch: A

end Rhy. Fig. 4

end Bass Fig. 3

8 9 7 9 9 7 5 7 7 7 7 7 0 0 2 2 2 0 2 0 2 0 2 0

end Rhy. Fig. 4

end Bass Fig. 3

"BALLS TO THE WALL"

61

G5 (ah) B5 A5

P.M. -1 P.M. -1 P.M. P.H. 1/2 P.M. -1

pitch: D

(Ah) (ah) A5

B5 B5

G5

Gtrs. 1 and 2 play Rhy. Fig. 4 (see bar 56)

64

Gtr. 3 P.M.

Bass plays Bass Fig. 3 (see bar 56)

(Ah) (ah) A5

B5 B5

G5

68

Gtr. 3

Gtrs. 1 and 2

Bass

G Interlude (3:44)

(Balls to the wall)
E5

(Balls to the wall)

72

Gtr. 3

N.H. *A.H. **

tr

0 0 4 2 0 4 2 0 4 2 0 4 2 0

6 6

pitch: A E

* Create random harmonics by moving edge of pick-hand palm up and down along strings while fret-hand hammers and pulls off notes.

** repeat previous beat

Gtrs. 1 and 2

Bass plays first two bars of Bass Fig. 2 four times (see bar 35)

"BALLS TO THE WALL"

(Balls to the wall)

(Balls to the wall)

Gtr. 3
(w/delay effect)
*
76

* Notes in parenthesis indicate delay repeats.

H Breakdown (4:00)

* Come on man let's stand up all over the world Let's plug a bomb in
everyone's ass If they don't keep us alive we're gonna fight
for the right Build a wall with the bodies of the dead and you're saved
Make the world scared Come on show me the sign of victory

N.C.(E5)

Bass

80 Substitute Bass Fill 1 on repeats (see bar 84) (play 4 times)

**"Balls to the wall" bkgd. vocal continues

I (4:33)

(Ah) (ah) sign of victory

84 Bass Fill 1

(Ah) (ah) sign of victory

go back to C Pre-chorus

You better

Gtrs. 1 and 2

88

B5
pick scrape * P.M.
*note is hammered (not picked)

J Outro Chorus (5:22)

balls to the wall man balls to the wall You'll get your
E5 G5 (E5) B5 G5 D5 E5 G5 (E5) B5 G5 D5

Gtrs. 1 and 2 play Rhy. Fig. 3 (see bar 35)

Gtr. 3

92

P.H. -

Bass plays Bass Fig. 2 (see bar 35)

balls to the wall man balls to the wall You'll get your balls to the wall man
E5 G5 (E5) B5 G5 D5 E5 G5 w.bar N.H. D5 E5 G5

Gtr. 3

96

pitch: D
(to slack) vib. w/bar
Gtrs. 1 and 2